

DOUNREAY STAKEHOLDER GROUP

WEBSITE REPORT 2017/18

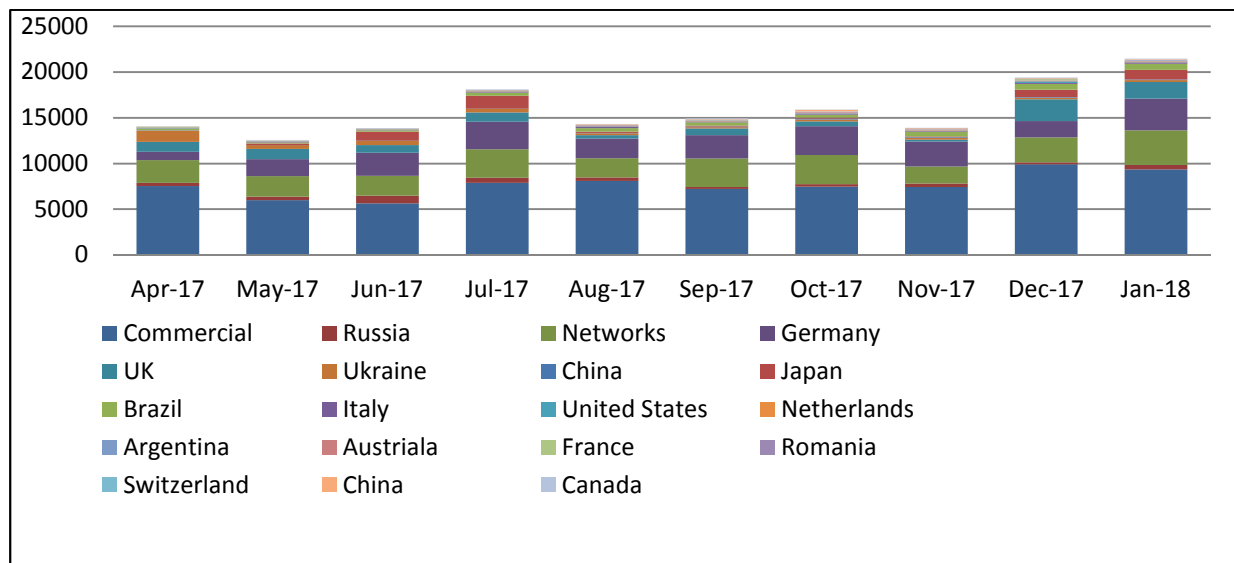
Introduction

During the year of 2017/18 the website continues to be maintained and updated on a regular basis and continues to see a steady stream of visitors to the website.

Breakdown by Countries

Regarding countries, the web site received most visitors from Commercial websites (slightly less than last year at 74675) with Germany and UK being the highest countries recorded. The total visits, broken down by countries, continues to see a small rise (104367) as compared to last year (224764).

Figure 1:

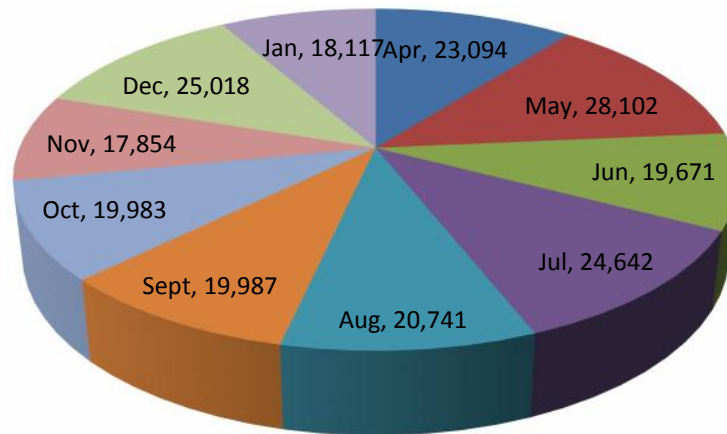


Other countries registered as visiting the website on a less regular basis (and not included in figure 1) include:

- | | | |
|----------------------|---------------|---------------|
|) Austria |) Greece |) Mexico |
|) Bangladesh |) India |) New Zealand |
|) Bulgaria |) Indonesia |) Norway |
|) Chile |) Ivory Coast |) Portugal |
|) Columbia |) Lithuania |) Spain |
|) Dominican Republic |) Luxembourg |) Taiwan |

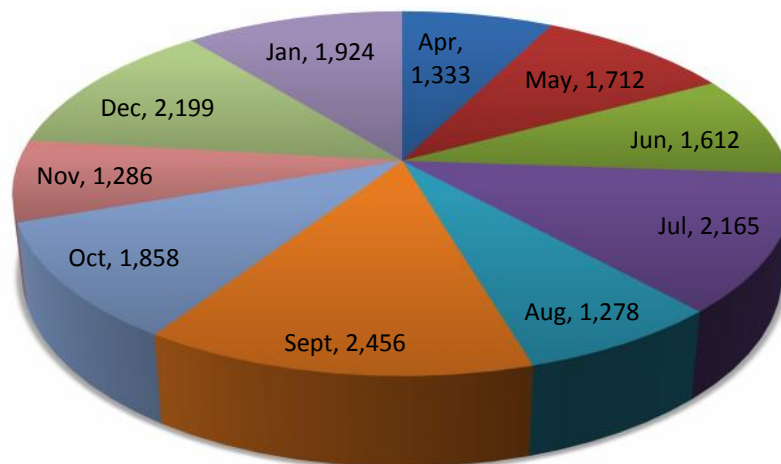
Website hits

Website hits, compared to last year, have remained relatively stable throughout April 2017 – January 2018, with the highest website hits recorded in the May 2017, July 2017 and December 2017. This year has seen a slight increase in hits (217,209) compared to 2016/17 (216,259). **Figure 2:**

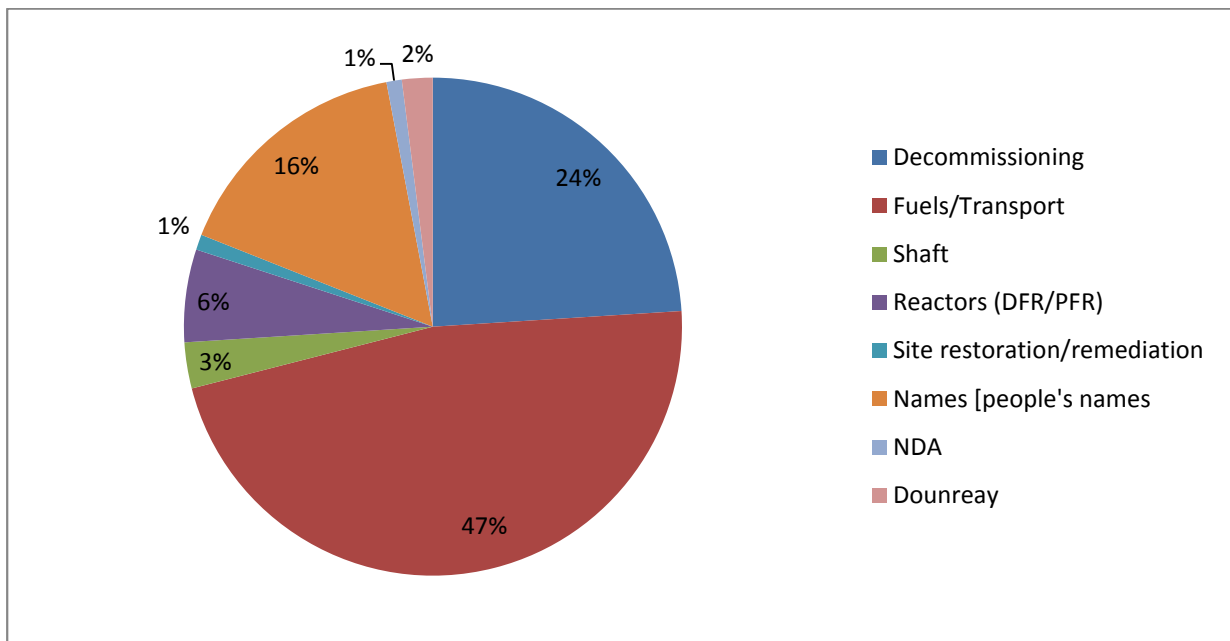


Website visitors

Website visitors has continued to increase with a total of website visitors (Apr 2017 to Jan 2018) of 17,823 compared to 2016/17 of 17,266. **Figure 3:**



Most searched words within website



Current as at end of January 2018

*June Love
DSG Secretariat
23 February 2018*